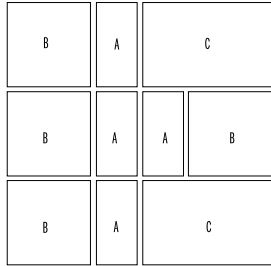




BLU 60 mm

DESCRIPTION: Slab **TEXTURE:** Polished

PALLET OVERVIEW









NOTES

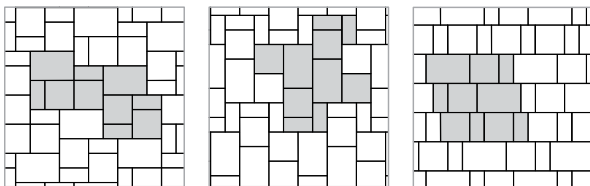
See page 16 to 19 for more technical information. When used in a permeable pavement application, see page 83 to 89 for more technical information.

JOINT WIDTH: 9/32" (7 mm)
% OF SURFACE OPENING: 3.0 %

Specifications per pallet	Imperial	Metric
Cubing	116.82 ft²	10.96 m ²
Weight	3 125 lbs	1 417 kg
Number of rows	11	
Coverage per row	10.62 ft ²	0.99 m ²
Linear coverage per row	9.81 lin. ft	3.02 lin. m

	Unit dimensions	in	mm	Units /pallet	
		Height	2 ⁵ / ₁₆	58	44 units
		Depth	13	330	
		Length	6 1/2	165	
		Height	2 ⁵ / ₁₆	58	44 units
		Depth	13	330	
		Length	13	330	
		Height	2 ⁵ / ₁₆	58	22 units
		Depth	13	330	
		Length	19 1/2	495	

01 | Modular pattern **02** | Modular pattern **03** | Linear pattern



Patterns are for design inspiration only. The installer is responsible to calculate & purchase the correct amount of material.

